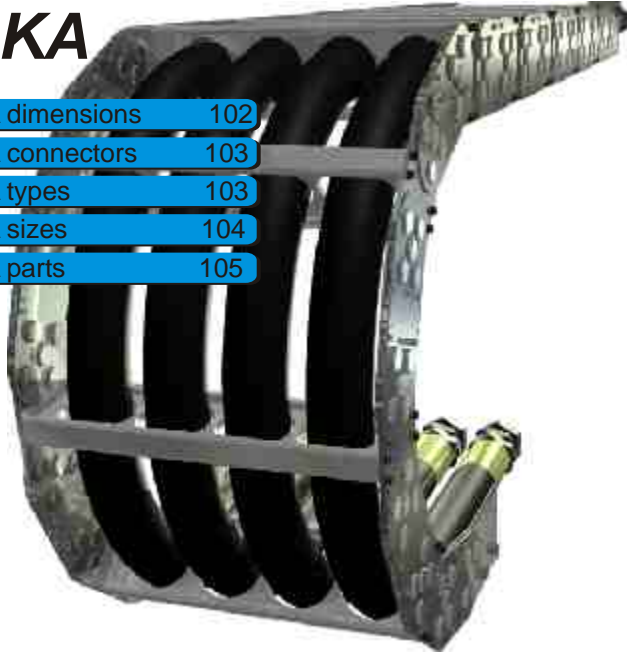


GKA

- GKA dimensions 102
- GKA connectors 103
- GKA types 103
- GKA sizes 104
- GKA parts 105



GKA characteristics

The GKA is characterized by the highest stability compared to standard chains, with almost unlimited dimensions and the choice of material.

The interior is custom formed and thus guarantees an optimal cable guiding.

Stay lengths up to 1200 mm are possible.

The bending radius can be created according to customer specifications if required.

Dimensions

bend radius:	200	to	...	mm
inner height:	118	to	468	mm
inner width:	100	to	1500	mm
energy chain weight:	25	to	85	kg/m

Travel

The maximum travel distance is determined by the arrangement and the additional weight (line weight). At normal arrangement maximum travel is double the chain length minus the arc of the chain radius. Support rollers or similar constructive steps can increase this value.

Travel speed

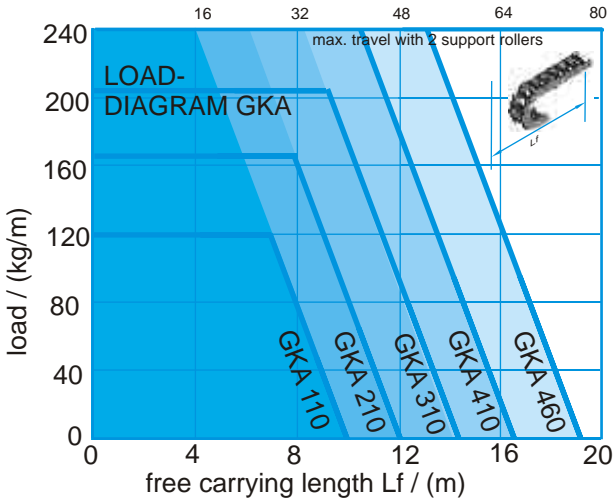
The standard and the stainless steel type are limited at 1 m/s. Exceeding this and high dynamic loads caused by eg vibrations need the use of carburated material.

Acceleration

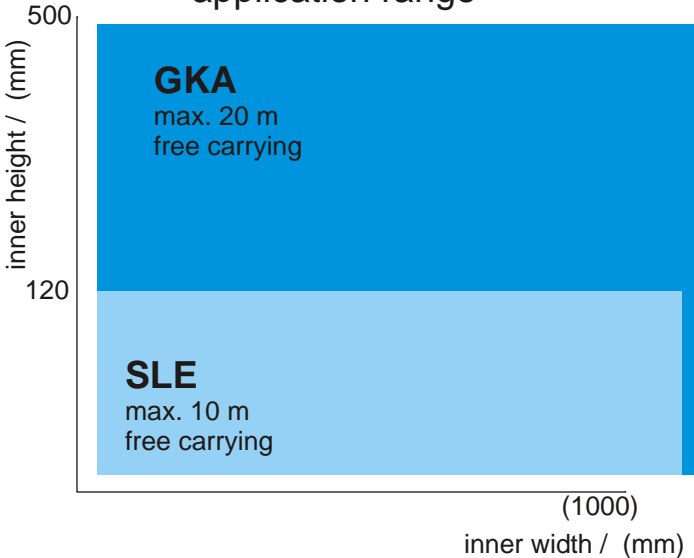
The acceleration in principle is not limited. However limits may exist if very long chains and line weights cause extreme tensile forces.

Service temperature

The operating temperature is -20 °C up to 600 °C (stainless steel -40 °C up to 600 °C).



application range



GKA with aluminum profile

A highly customized and robust design that is used mainly in larger steel chains. The stays are created according to the specifications of the user:



steel plant: GKA 161

GKR with rods

Made of stainless steel this energy chain is generally offered for off-shore, since aluminum is not suitable for these applications. The chains can be separated into different sections by additional stainless steel dividers:



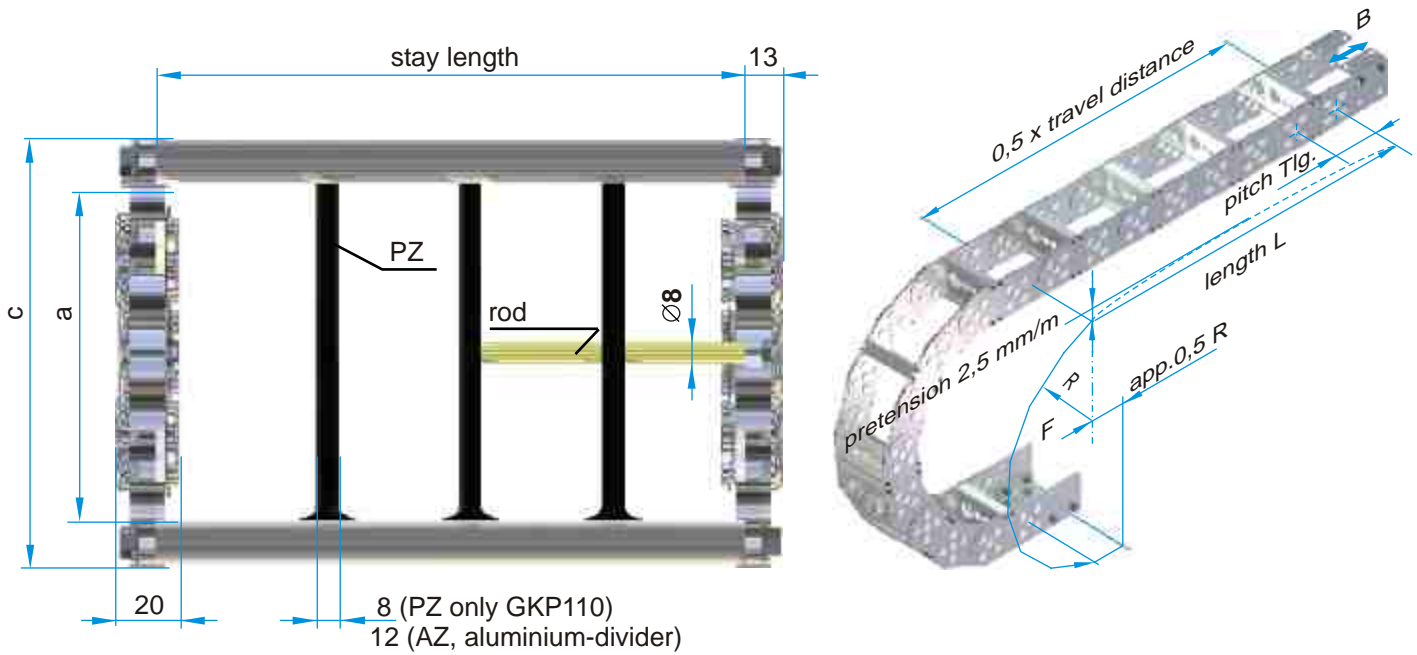
water power plant: GKR 260

GKP with plastic dividers

These stays can be especially used for heavy mechanical engineering. The advantages in comparison to the GKA (aluminum profile) are in the price, the weight and space savings.



mechanical engineering: GKP



GKA	bending radius	Tlg. pitch	a	c	o	p	weight ¹⁾ kg/m
110	as specified (>200)	175	118	150	230	110	25
160	as specified (>250)	225	168	200	300	160	30
210	as specified (>300)	275	218	250	370	210	40
260	as specified (>400)	325	268	300	430	260	45
310	as specified (>450)	375	318	350	500	310	55
360	as specified (>550)	425	368	400	560	360	65
410	as specified (>600)	475	418	450	620	410	75
460	as specified (>700)	525	468	500	680	460	85

¹⁾weight for stay length 500

The bending radius is freely chosen after consultation. It is advantageous to adjust the bending radius of the chain to achieve a minimal polygon effect.

Stay lengths are available in steps of 1 mm.

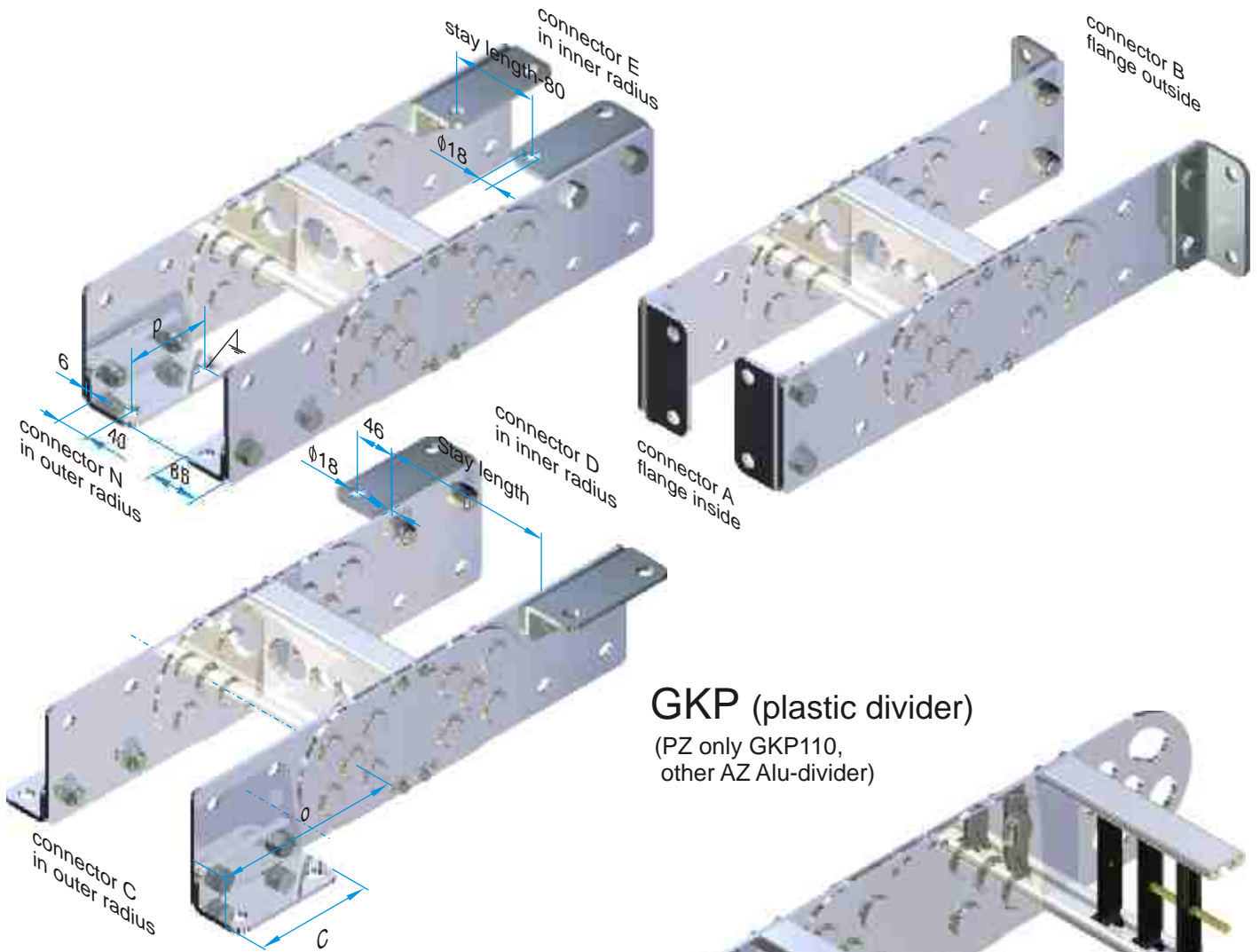
The usable interior width is stay length minus 14 mm

Stay types and connectors may vary from those representations. Energy chains GKA are custom made in consultation with the client, usually from drawing. Item numbers are not given for this reason.


For energy chains type GKA choose the order length as an uneven multiple of the pitch.

order example: max. travel distance 20,9 m, bend radius 800 mm, normal constellation

GKA 460 / 800	x	14175	/ 1000	/ N/N	acc. drawing
type / radius	x	length	/staylength	/ connectors	




GKP (plastic divider)
(PZ only GKP110,
other AZ Alu-divider)



GKA (aluminium stays)



GKR (rods)



GKA sizes

GKA 110

height 150 ,width and bending radius as specified



GKA 160

height 200 ,width and bending radius as specified

GKA 210

height 250 ,width and bending radius as specified

GKA 260

height 300 ,width and bending radius as specified

GKA 310

height 350 ,width and bending radius as specified

GKA 360

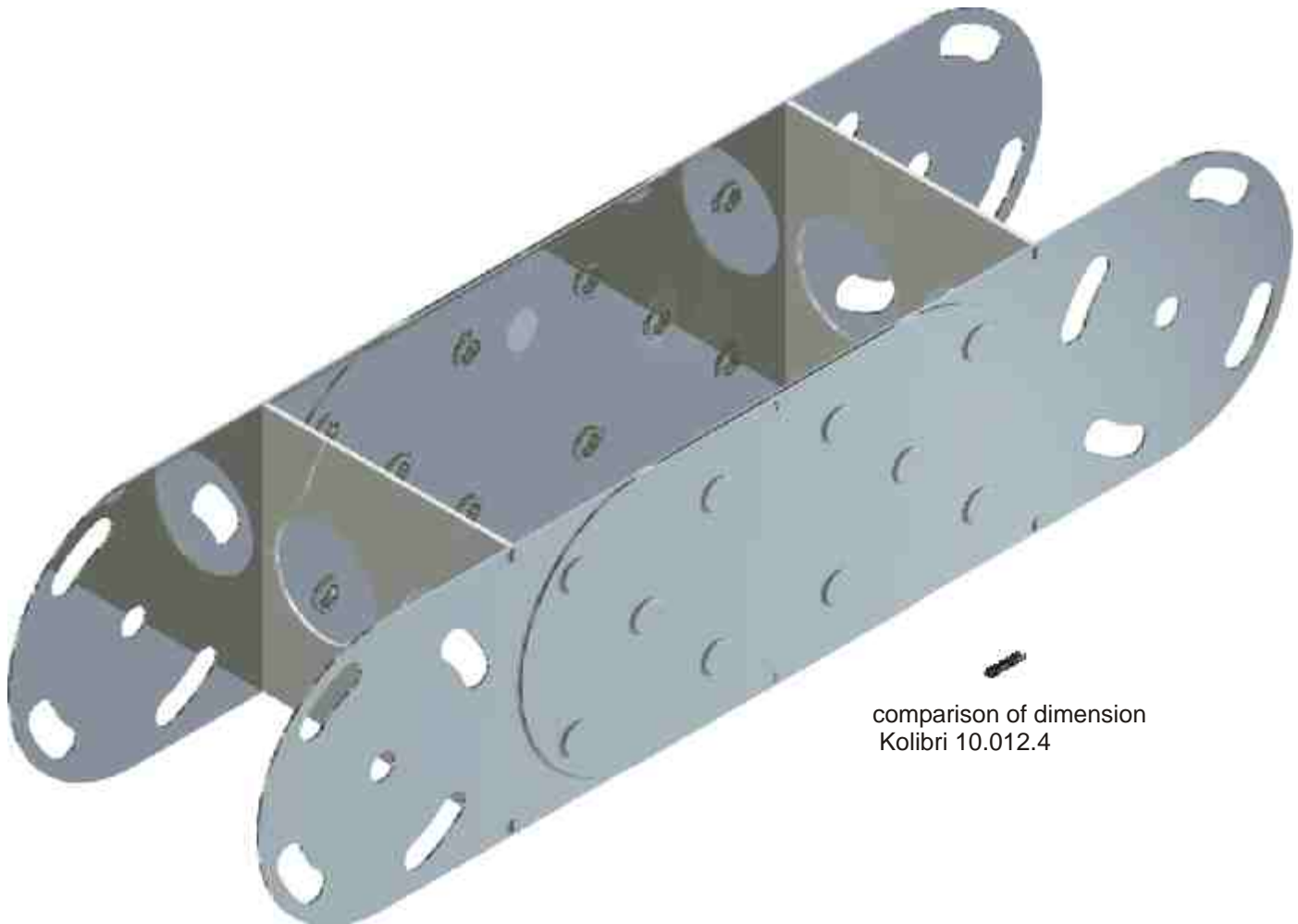

height 400 ,width and bending radius as specified

GKA 410

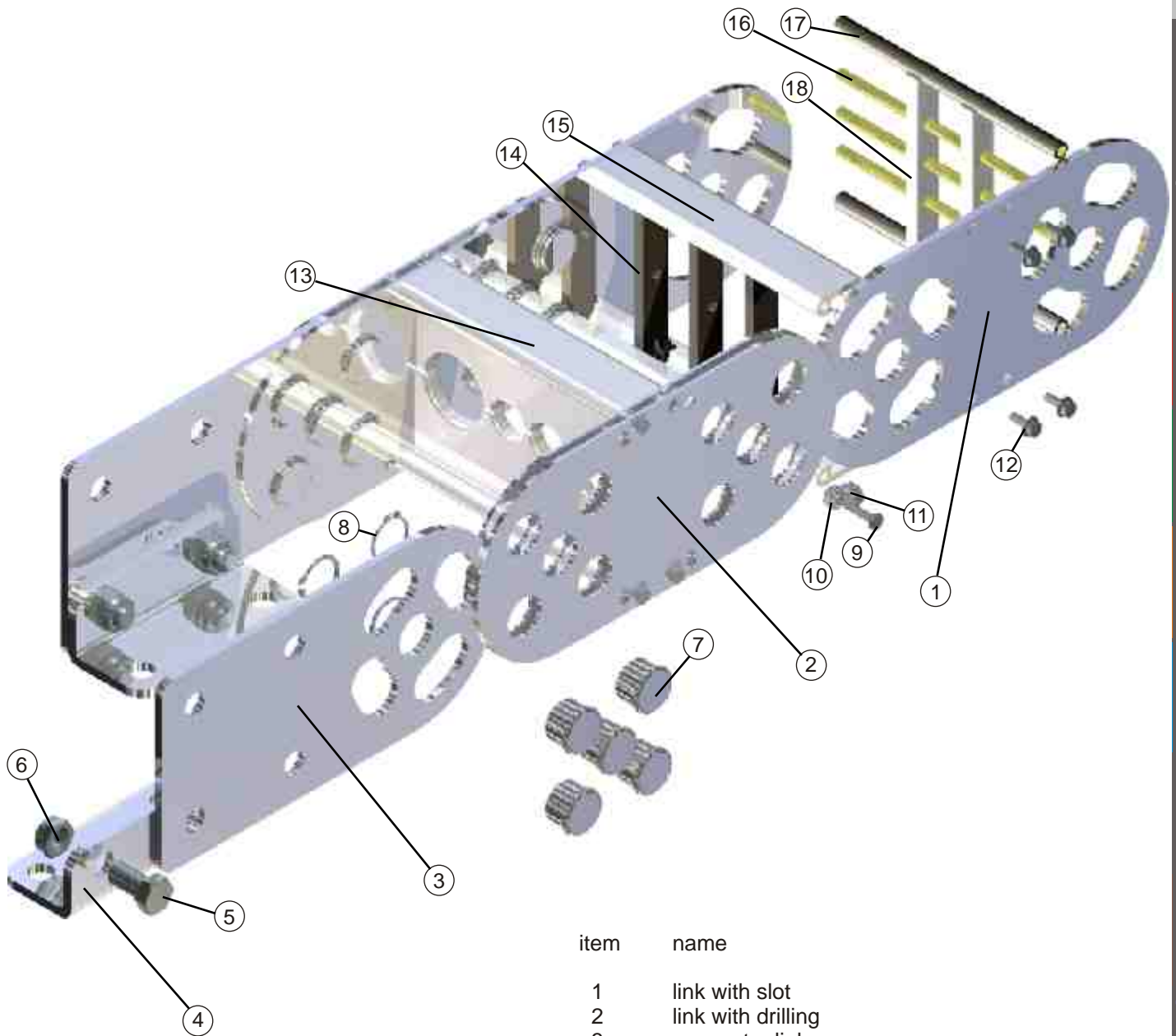
height 450 ,width and bending radius as specified

GKA 460

height 500 ,width and bending radius as specified



comparison of dimension
Kolibri 10.012.4



item	name
1	link with slot
2	link with drilling
3	connector links
4	connector angle
5	screw M16 x 25
6	nut M16 (self locking)
7	flange bolt
8	retaining ring A30
9	screw M6 x 25
10	distance filler
11	rivet bushing
12	serrated screw M6 x16
13	aluminum T-profile GKA
14	plastic divider (PZ)
15	aluminum C-profile GKA
16	rod
17	roller stay
18	aluminum divider